

WANAQUE VALLEY REGIONAL SEWERAGE AUTHORITY

March 22, 2023

Regular Public Meeting

CALLED TO ORDER BY CHAIRMAN COVELLI – 6:07 pm

Chairman Covelli, read the following announcement:

This is the Regular meeting of the Wanaque Valley Regional Sewerage Authority, Wednesday, March 26, 2023, is in accordance with the Open Public Meetings Act, Chapter 231, P.L. 1975, with all the notices required therein having been made and has been posted on the WVRSA website. A copy of said notice will be filed with the minutes of this meeting.

SALUTE TO THE FLAG

Chairman Covelli asked Mr. Conlon to led the Authority in the Salute to the Flag.

Chairman Covelli asked for a roll call.

ROLL CALL

Commissioners Present – In-Person: Herb Allen, Matthew Conlon, Michael Gerst, Michael Levine,
Ted Taukus, Frank Covelli

Also Present: Mr. John Eskilson – Business Consultant – Civitas of New Jersey, LLC (Zoom)
Michael Roder–Interim Executive Director/Licensed Operator–WVRSA–Chapman ES
William Bailey, Esq. – Huntington Bailey, LLP
Giselle Diaz – Boswell Engineering (Zoom)
Elizabeth Parrinello – Recording Secretary

CORRESPONDENCE: None

REVIEW / APPROVAL OF MINUTES

Regular Meeting Minutes – February 22, 2023
Executive Session Minutes – February 22, 2023

Chairman Covelli stated that the Commissioners have copies of the regular February 22, 2023 minutes, Executive Session minutes of February 22, 2023, in their files and asked if they all have had time to review them. All stated yes.

Chairman Covelli stated that both set of minutes are from the same night if there is no objection, we will move the minutes under one motion.

The following motion was made:

MOTION Moved by Mr. Conlon 2nd by Mr. Taukus to approve and accept the meeting minutes of the Regular February 22, 2023 and February 22, 2023, Executive Session minutes.

Chairman Covelli asked for all those in favor to signify so by stating Aye.

WANAQUE VALLEY REGIONAL SEWERAGE AUTHORITY

March 22, 2023

Regular Public Meeting

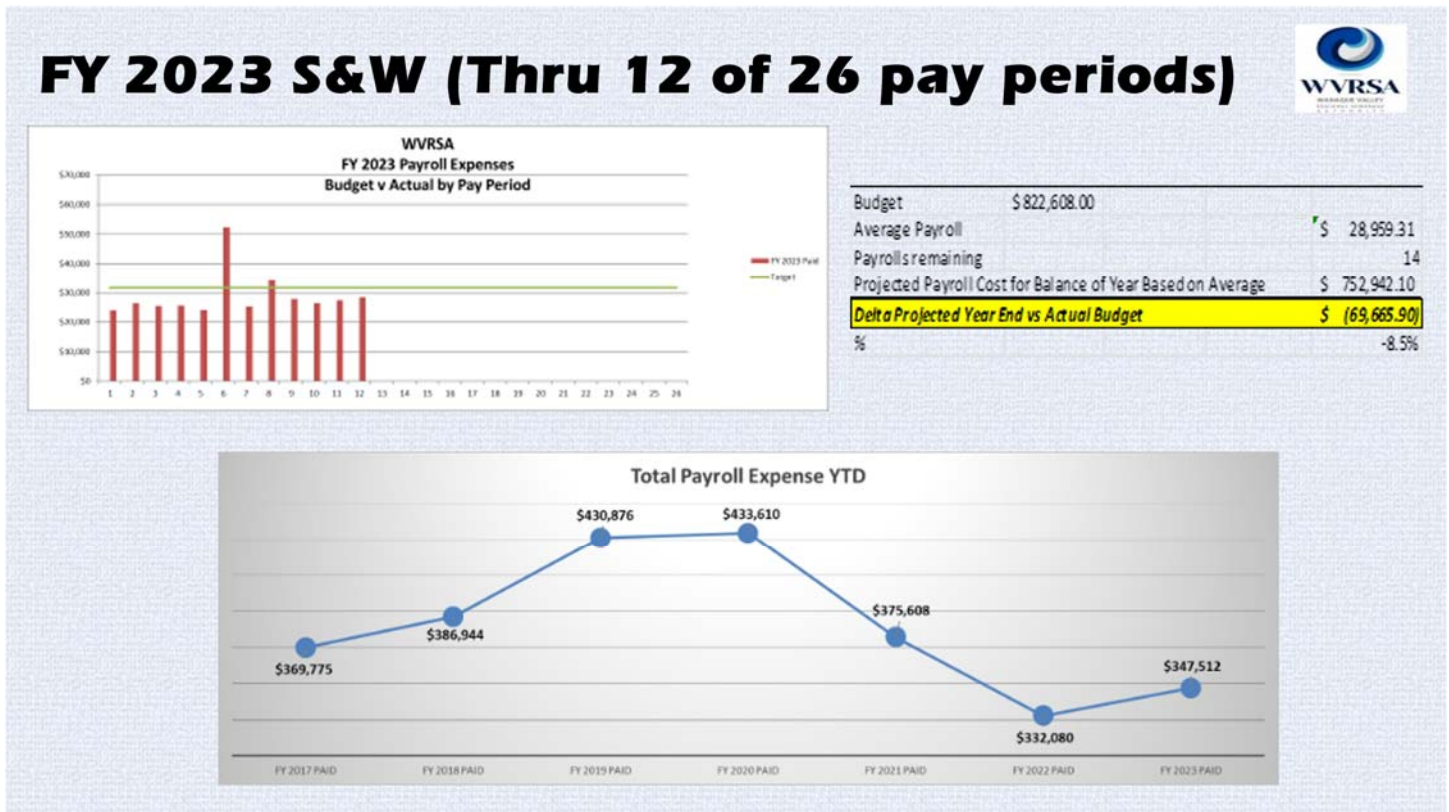
Commissioners: Allen, Conlon, Gerst, Levine, Taukus and Covelli all stated Aye

MOTION CARRIED

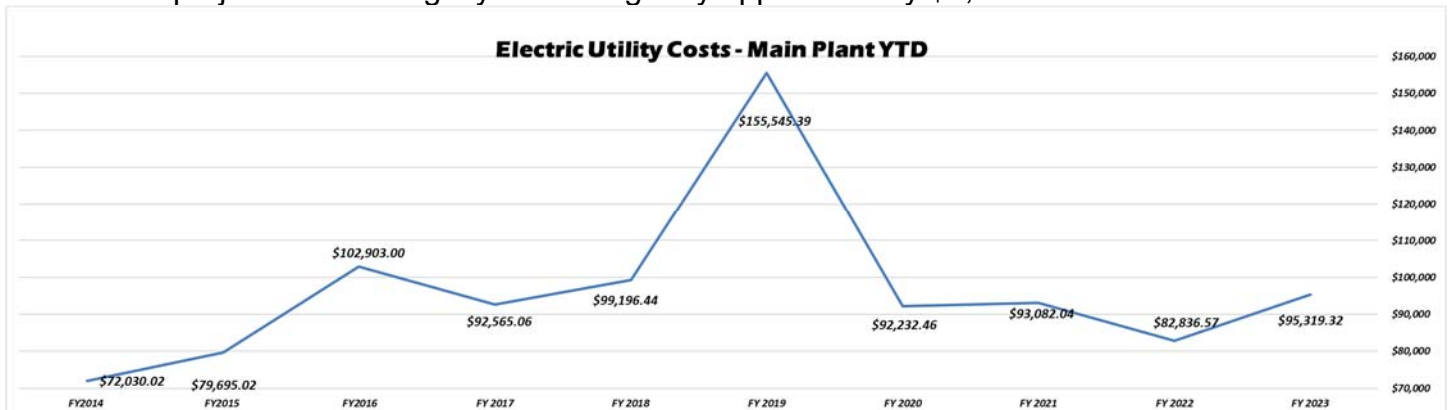
REPORTS

INTERIM EXECUTIVE DIRECTOR / LICENSED OPERATOR REPORT

Mr. Roeder reported on payroll, stating it remains well in control, see charts below, at the current trajectory we are estimated to finish the fiscal year approximately \$69K under budget.



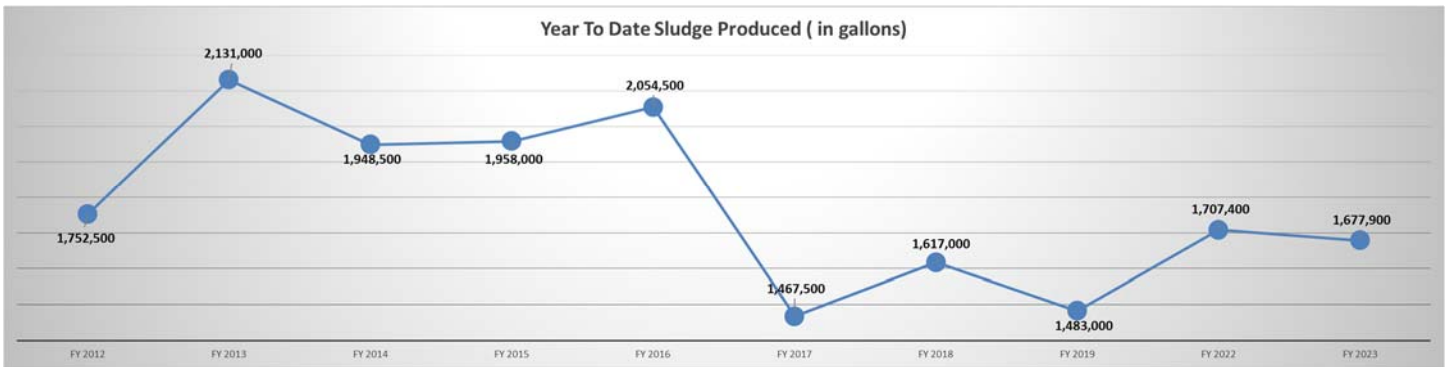
Mr. Roeder stated that electric costs are up slightly, year over year we are tracking almost identical, and we are projected to be slightly over budget by approximately \$2,000.00.



WANAQUE VALLEY REGIONAL SEWERAGE AUTHORITY
 March 22, 2023
 Regular Public Meeting

TOTAL YTD Main Plant + HPS	\$ 104,937.52
YTD AVG	\$ 20,987.50
YR END PROJECTION	\$ 251,850.05
FY 2023 BUDGET	\$ 250,000.00
VARIANCE	\$ 1,850.05

Mr. Roeder reported that the sludge disposal is running about the same as years past, the first five months of FY23 sludge levels were down 1.7% as compared to the same time for FY22.



MONTH	FY 2023	FY 2022	Delta	% Delta	Delta	% Delta	FY 2021	FY 2020	FY 2019
			Prior Month	Prior Month	2022-2023	2022-2023			
Oct.	370,800	360,700	3,978	1.1%	10,100	2.8%	432,000	374,000	405,000
Nov.	342,900	421,200	(27,900)	-7.5%	(78,300)	-18.6%	378,000	315,000	315,000
Dec.	396,600	345,000	53,700	15.7%	51,600	15.0%	349,000	297,000	266,000
Jan.	305,300	311,000	(91,300)	-23.0%	(5,700)	-1.8%	370,000	355,300	280,000
Feb.	262,300	269,500	(43,000)	-14.1%	(7,200)	-2.7%	216,000	277,100	217,000
March	-	411,400	(262,300)	-100.0%	(411,400)	-100.0%	353,000	359,000	273,000
April	-	345,800	-	#DIV/0!	(345,800)	-100.0%	441,000	429,000	420,000
May	-	384,500	-	#DIV/0!	(384,500)	-100.0%	435,500	443,000	294,000
June	-	461,600	-	#DIV/0!	(461,600)	-100.0%	493,400	447,000	322,000
July	-	399,800	-	#DIV/0!	(399,800)	-100.0%	376,600	415,000	329,000
Aug.	-	424,300	-	#DIV/0!	(424,300)	-100.0%	380,000	278,000	259,000
Sept.	-	366,822	-	#DIV/0!	(366,822)	-100.0%	341,300	377,000	322,000
TOTAL YTD	1,677,900	1,707,400			(29,500)	-1.7%	1,745,000	1,618,400	1,483,000
TOTAL	1,677,900	4,501,622			(2,823,722)	-62.7%	4,565,800	4,366,400	3,702,000
MIN.	305,300	269,500			35,800	13.3%	216,000	277,100	217,000
MAX.	396,600	461,600			(65,000)	-14.1%	493,400	447,000	420,000
AVG.	353,900	375,135			(21,235)	-5.7%	380,483	375,600	301,778